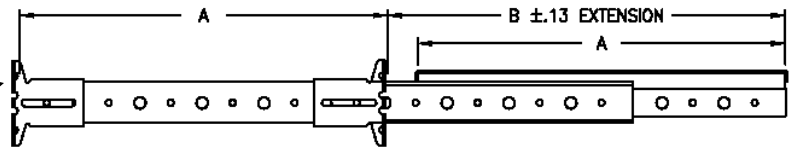



Sliding Shelf

C-7100 Ball Bearing Sliding

Catalog Number	A	B
C-7100-10-CM1	10.22	11.00
C-7100-12-CM1	12.22	13.00
C-7100-14-CM1	14.22	15.00
C-7100-16-CM1	16.22	17.00
C-7100-18-CM1	18.22	19.00
C-7100-20-CM1	20.22	21.00
C-7100-22-CM1	22.22	23.00
C-7100-24-CM1	24.00	25.00
C-7100-26-CM1	26.22	27.00
C-7100-28-CM1	28.22	29.00
C-7100-30-CM1	30.00	31.00

CHASSIS TRAK® SLIDE
MODEL LBS-12
SLIDE LENGTH IS SAME
AS SHELF DEPTH.



Finish: Clear zinc commercial plating

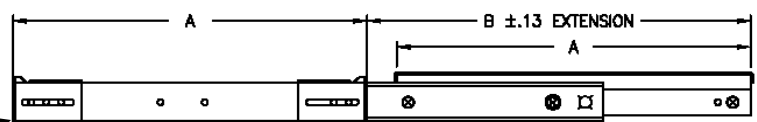

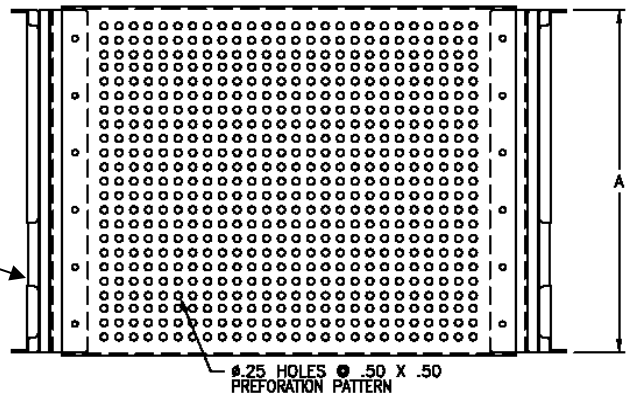
CM1 STYLE MOUNTING BRACKETS (SUPPLIED WITH SHELF)

(SEE MATRIX ON PAGE 48 FOR OPTIONAL MOUNTING BRACKETS DESIGNED FOR USE WITH MODEL LBS-12)

C-71307 Ball Bearing Sliding

Catalog Number	A	B
C-71307-12-CM5	12.00	13.00
C-71307-14-CM5	14.00	15.00
C-71307-16-CM5	16.00	17.00
C-71307-18-CM5	18.00	19.00
C-71307-20-CM5	20.00	21.00
C-71307-22-CM5	22.00	23.00
C-71307-24-CM5	24.00	25.00
C-71307-26-CM5	26.00	27.00
C-71307-28-CM5	28.00	29.00
C-71307-30-CM5	30.00	31.00

CHASSIS TRAK® SLIDE
MODEL CLB-307
SLIDE LENGTH IS SAME
AS SHELF DEPTH.



Finish: Clear zinc commercial plating

DEPRESS GREEN BUTTON® (BOTH SIDES OF SLIDE ASSEMBLY) AND BEGIN REARWARD MOVEMENT TO RELEASE FROM LOCK-OUT POSITION.

(CM5 BRACKETS SUPPLIED WITH SHELF; SEE MATRIX ON PAGE 48 FOR ALTERNATIVE MOUNTING BRACKETS DESIGNED FOR USE WITH MODEL CLB-307)